



ETG Inc.

8599 Venice Blvd., Unit K Los Angeles, Ca 90034, U. S. A.

Phone: + 1 (310) 202-6400

Fax: +1 (310) 202-6406

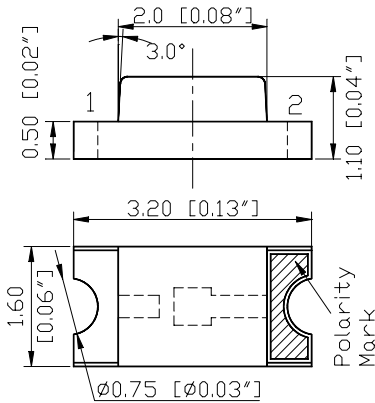
<http://www.etgtech.com/>

E-Mail: info@etgtech.com

ETG 1206 Super Bright Electro-Optical Characteristics:

ETG PART NUMBER	Lighting Color	Material	V _F (V)		λ (nm)			I _v (mcd)	Internal Circuit
			Typ	Max	λ _D	λ _P	Δλ	Typ	
ETG-1206UC640-130	Red	AlGaInP	1.90	2.40	631	640	23	75	
ETG-1206UC630-130	Red	AlGaInP	1.90	2.40	624	635	25	85	
ETG-1206UC620-130	Orange	AlGaInP	1.90	2.40	615	620	18	100	
ETG-1206UC610-130	Amber	AlGaInP	1.90	2.40	605	610	25	75	
ETG-1206UC590-130	Yellow	AlGaInP	2.00	2.50	588	590	32	85	
ETG-1206AE575-130	Green	AlGaInP	2.10	2.60	578	575	18	50	
ETG-1206CE525-130	True Green	InGaN	3.20	3.80	527	525	40	180	
ETG-1206CE505-130	Turquoise	InGaN	3.30	4.00	509	505	37	180	
ETG-1206CE470-130	Blue	GaInN	3.40	4.00	465	460	68	80	
ETG-1206CE430-130	Blue	GaN/SiC	4.00	4.50	465	430	60	8	

Package Outline Drawing:

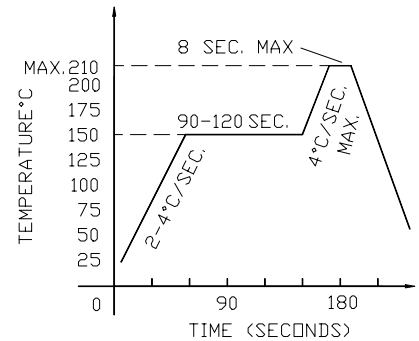


- NOTES:**
1. All dimensions are in millimeters (inches);
 2. Tolerances are ±0.1mm (0.004inch) unless otherwise noted;
 3. Resin color: water clear.

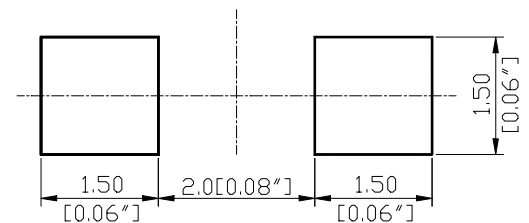
*** Soldering iron**

Basic spec is ≤ 5sec when 260°C. If temperature is higher, time should be shorter (+10°C → -1sec). Power dissipation of iron should be smaller than 15W, and temperatures should be controllable. Surface temperature of the device should be under 230°C.

*** Recommended Reflow Soldering Profile.**



*** Recommended Soldering Pattern For Reflow Soldering**





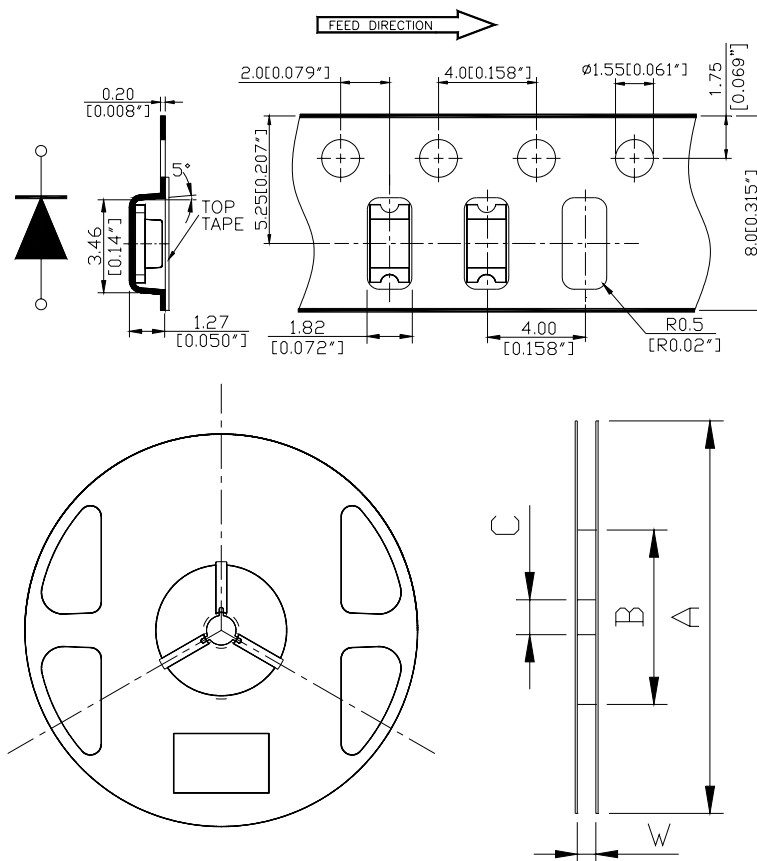
8599 Venice Blvd K Fl. Los Angeles, Ca 90034

Absolute Maximum Ratings:

Series	I_F (mA)	* I_{FP} (mA)	V_R (V)	T_{OP} (°C)	T_{ST} (°C)
ETG-1206 Series	30	120	5	-20~+80	-20~+100

*Condition for I_{FP} is pulse of 1/10 duty and 0.1msec width

*Tape And Reel Of ETG - 1206 SERIES



Dimensions per ANSI/EIA Standard RS-481	
<i>All dimensions are in Millimeters (inches).</i>	
A	180[7.09]
B	60[2.36]
C	13.5[0.53]
W	8.4[0.33]
Thickness of top cover tape 0.1[0.004"] MAX	

NOTES:

1. Empty component pockets are sealed with top cover tape;
2. Minimum leader length at both ends of the tape is 450 mm;
3. The maximum number of missing lamps is two;
4. The cathode is oriented towards the tape sprocket hole in accordance with ANSI/EIA RS-481 specifications.
5. 3000pcs/Reel

PHONE: 310-202-6400
FAX: 310-202-6406

WWW.ETGTECH.COM
INFO@ETGTECH.COM

8599 VENICE Blvd
L.A., CA 90034